


# What Is Op Art?



Op art is short for optical art.

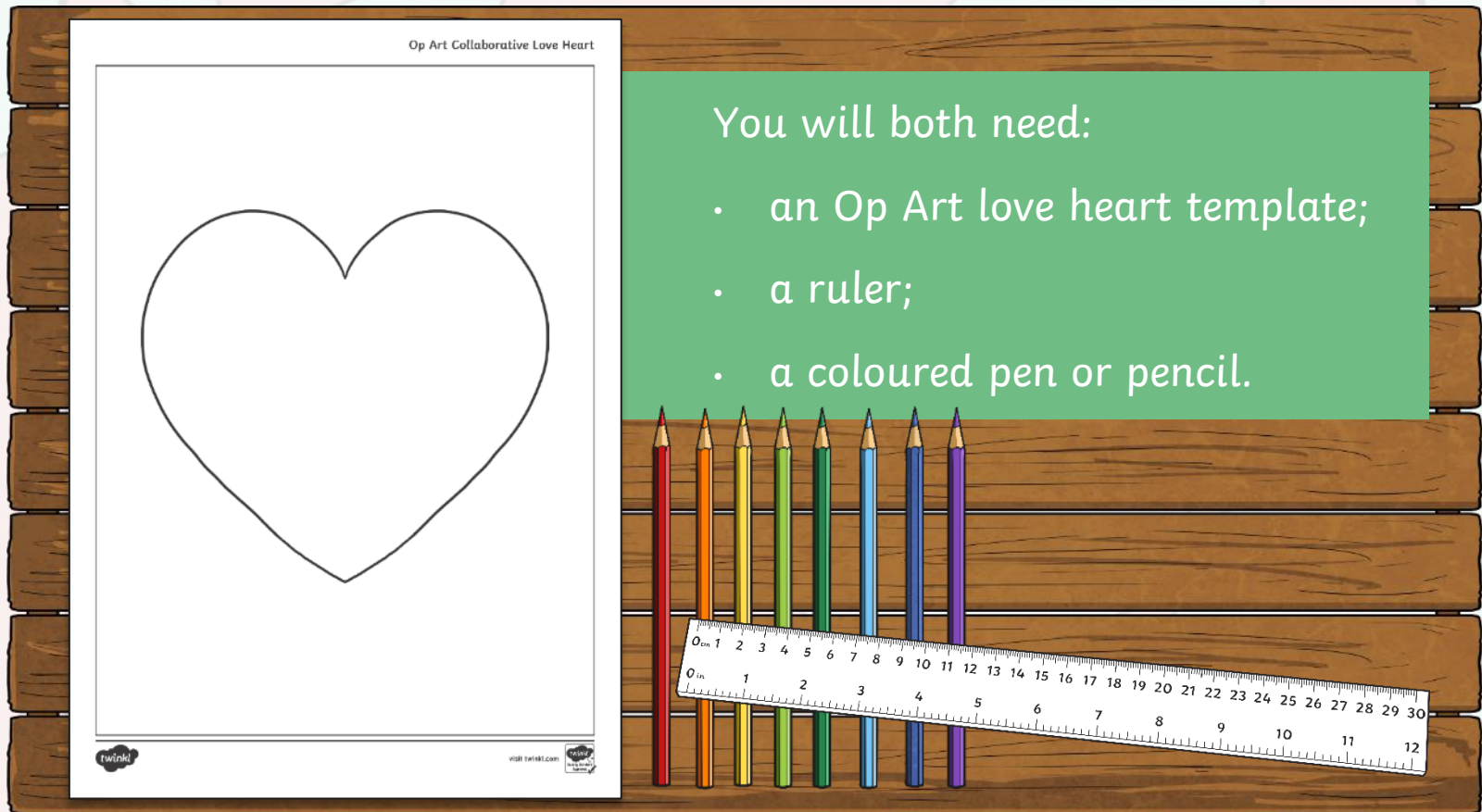
Op artists, such as Bridget Riley, use shapes, patterns and colour to create images that look as if they are moving.

Op art is often a series of abstract shapes.



# Your Task

With a partner, you are going to create a piece of collaborative Op Art.



Op Art Collaborative Love Heart

You will both need:

- an Op Art love heart template;
- a ruler;
- a coloured pen or pencil.

twinkl


visit twinkl.com

twinkl

twinkl.com

# Step 1

First, using the heart template, draw six lines going from one edge of the sheet to the other. The lines must go through the heart.






## Step 2

Next, add colour to one of the shapes created by the intersecting lines.


Continue to add colour to the shapes. Remember to only add colour to the shapes with touching corners, not sides.

Handy hint:


start at the top left-hand corner and work across and down.



# Pattern



Why not use a pattern instead of a flat colour?





## Step 3

Next, swap sheets with your partner.

Add your own colour to the blank shapes on your partner's sheet.

You both now have a collaborative piece of Op Art!

