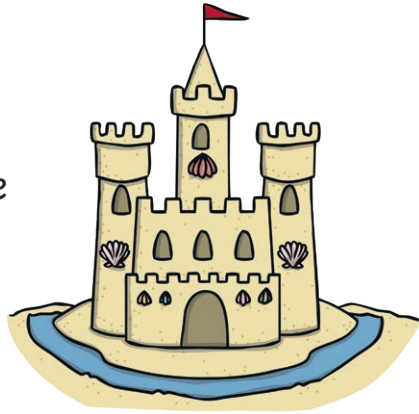


How to Build a Sandcastle

3 You will need:

- 5 • damp sand
- 6 • water
- 11 • a bucket and a spade
- 14 • shells or stones



- 20 1. Fill the bucket to the
24 top with damp sand.
- 32 2. Pat the sand down with a spade.
- 41 3. Quickly, turn your bucket over and place it
44 on the ground.
- 55 4. Tap the base of the bucket a few times with
57 your spade.
- 65 5. Slowly, lift the bucket up. Your sandcastle
68 will be underneath.
- 76 6. Use shells or stones to decorate your
77 sandcastle.

79 Top Tips

- 87 • Dig a moat (a deep ditch) around your
93 sandcastle and fill it with water.
- 101 • Don't make your sandcastle too close to the
108 sea. The waves might wash it away.

Quick Questions



1. What should you use to decorate your sandcastle?



2. Why do you think you need to use damp sand to build a sandcastle?



3. What is a moat?




4. Number these sentences from 1-3 to show the order that they appear in the text.

- ☐ Pat the sand down with your spade.
- ☐ Fill the bucket to the top with damp sand.
- ☐ Quickly, turn your bucket over.

How to Build a Sandcastle

3 You will need:

- 5 • damp sand
- 6 • water
- 11 • a bucket and a spade
- 14 • shells or stones



20 1. Fill the bucket to the
24 top with damp sand.

32 2. Pat the sand down with a spade.

41 3. Quickly, turn your bucket over and place it
44 on the ground.

55 4. Tap the base of the bucket a few times with
57 your spade.

65 5. Slowly, lift the bucket up. Your sandcastle
68 will be underneath.

76 6. Use shells or stones to decorate your
77 sandcastle.

79 Top Tips


- 87 • Dig a moat (a deep ditch) around your
93 sandcastle and fill it with water.
- 101 • Don't make your sandcastle too close to the
108 sea. The waves might wash it away.

Answers



1. What should you use to decorate your sandcastle?

You should use shells or stones.



2. Why do you think you need to use damp sand to build a sandcastle?

Accept any sensible answer, such as: I think you need to use damp sand to build a sandcastle to help the sand to stick together.



3. What is a moat?

A moat is a deep ditch.



4. Number these sentences from 1-3 to show the order that they appear in the text.

2 Pat the sand down with your spade.

1 Fill the bucket to the top with damp sand.

3 Quickly, turn your bucket over.