

Wednesday 24<sup>th</sup> February 2021

### Design and technology:

Today we are thinking about levers. A lever is a simple machine and can be used in lots of different ways. A seesaw and a door handle are examples of levers. To work the lever you need a weight on one end and a load on the other end. The lever moves by using the push and pull force.

Can you find any levers in your house or when you are out for a walk?

Today we are going to be making a simple lever that involves the use of a pull and push force. We would like you to make The Very Hungry Caterpillar munch his way through five days of fruit.







Here are the items you will need to make your Very Hungry Caterpillar lever.




- A piece of paper
- A pencil or pen.
- Some colouring pens/pencils/crayons
- Scissors
- Glue or Cellotape
- A ruler or something you can draw a straight edge with.
- A small round object such as a coin.

Wednesday 24<sup>th</sup> February 2021



First draw three lines across the top of the paper. Your paper will need to be landscape. Then cut along each line so you end up with three strips.




Next divide your paper into five strips (you may need an adult to help you). Then in each box draw your fruit remembering one piece in the first box, two pieces in the second box etc. Once you have drawn your fruit use a small round object such as a coin to draw a circle in the middle of each piece/pieces of fruit.



Carefully cut out each circle. Top tip: Fold your paper over across each circle and then snip the middle to help you cut out each circle.



Carefully cut one of your strips into three. On one of the three parts draw your Very Hungry Caterpillar. Next stick your caterpillar onto one end of a long strip. Take another one of your three small strips and stick it onto the opposite end of the long strip.



Then take your last long strip of paper and stick it to the caterpillar end of the other long strip. Now weave your strip of paper through the holes in your fruit. Once you have weaved your strip all the way through attached the last piece of your small strips to the end.

Wednesday 24<sup>th</sup> February 2021

*You have now successfully made a lever that you can pull and make your Very Hungry Caterpillar munch his way through each day of fruit just like the story.*

